



evolution[®]

evolutionpowertools.com

ED

**HEAVY
DUTY**

PRODUCT CATALOGUE

FORGING THE FACE OF METAL CUTTING.

We've been breaking the mould since 1992. We supply you with heavy duty power tools, backed by our 3-year guarantee & 5-star customer service, for a fair price. Who said you can't have it all?

Our tools are born out of the UK's steel city – Sheffield. Our in-house design & engineering team have crafted a range of heavy-duty power tools dedicated to improving the way we cut steel & other metals. Whether you're cutting with our advanced TCT, dry cut technology or drilling with our Heavy-Duty mag drills & cutters – you can rely on your Evolution Power Tools to work just as hard as you do.



**DESIGNED
IN THE UK**





You work in a tough environment and so do your tools. That's why we've designed and engineered a range of Heavy-Duty power tools which stand up to the toughest tests.

We've combined punishing high-torque motors, superior build quality & market leading innovation to make power tools that can handle anything you throw at them. They've earned their Heavy-Duty badge by enduring relentless testing and now they're ready to be put to good use.

Try them for yourself.



All Evolution Power Tools are backed by a 3 year guarantee so you can relax knowing that we've got your back.

We don't expect you to need it... but if the worst was to happen then our UK based maintenance team will have your tool back on top form in no time so you can get back to what's important.



Want to speak to someone about Evolution Power Tools? Our friendly UK based customer service team are just a phone call away.

Based in Sheffield, they are always on hand to give you advice or help with your Evolution products. Give us a call on 0114 251 1022.

CUT FAST. CUT COOL. CUT CLEAN.

Our advanced TCT technology is designed to boost your productivity. Unlike abrasive discs that wear down through use, our TCT blades maintain both cut quality & capacity for the full life of the blade. Not only that, our blades can last longer than 20 abrasive discs* giving you a lower cost-per-cut compared to abrasives.



4 X FASTER

Cut up to 4 x faster than an abrasive disc with Evolution carbide tipped blades.

Their super tough tungsten carbide teeth and thin kerf design allows for fast cutting through a range of materials.



BURR FREE CUTS

Our saw blades give you a clean, smooth cut first time every time.

Burr free cuts that need next to no filing or re-work save you time and means you can take the workpiece straight to the welding table.



CUT SAFER.

Say goodbye to excessive sparks, heat & dust.

Unlike abrasives, our blades give you a cool to the touch cut and emit virtually no sparks which can lead to fires. Plus, TCT blades aren't sacrificial so you don't need to worry about breathing in harmful dust or wonder if the blade is about to shatter...



MORE CUTS PER £.



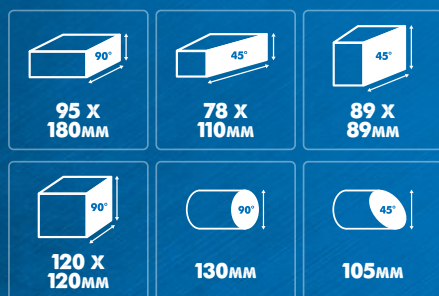
Our TCT blades offer a lower cost per cut vs abrasive discs.

One Evolution blade can last as long as 20 abrasive discs which mean they're more economical and save you money.

S355
CPS



355MM METAL CUTTING CHOP SAW



COMPATIBLE BLADES:

355mm Mild Steel, Thin Steel, Stainless Steel, Aluminium.

See page 12 for full details



Motor Power	2200W (220-240v) 1800W (110v)
Speed	1550rpm
Product Weight	23kg
Power Cable	3m Rubber
Warranty	3 Years
Mild Steel Plate (Max thickness)	12mm
Minimum Cut Off Piece Length	8mm
Mitre Capacity	0° - 45°
Product Dimensions (H x L x W) mm	410 x 530 x 310
Included Blade	355mm Mild Steel TCT Blade
Blade Arbor Size	25.4mm
Blade Tooth Count	66



Integrated Carry Handle

Ergonomic, ambidextrous handle & trigger reduces user fatigue

Oilite bushes and solid shaft increases accuracy with smooth operation and no play

Head lock down pin

Bench mounting holes in base

Heavy-Duty single piece cast aluminium alloy base with coated steel wear plate for extended tool life

Mitre angles are cast into the base for clear angle setting

Adjustable, 3 position fence with mitre functionality

Cast iron fence & vice for secure & accurate workpiece clamping

Fast 45° angle setting with locking pin

Quick-release vice for fast clamping of any workpiece

Heavy-duty 20mm square thread bar

Built in carry handles in base for manoeuvrability

Hex key included with on-board tool storage



V-block adapter for secure clamping of round tube



Integrated chip collection with high capacity chip tray



Sight shield directs chips away from the user

S185
CCSL



185MM METAL CUTTING CIRCULAR SAW



COMPATIBLE BLADES:

185mm Mild Steel, Stainless Steel,
Thin Steel & Aluminium.

See page 12 for full details



KEY FEATURES:

- ✓ Lightweight, portable design for cutting in and out of the workshop.
- ✓ Ergonomic, soft grip T-handle for maximum control & precision.
- ✓ 0° - 45° bevel capacity and adjustable blade height with quick release thumb levers for quick adjustments.
- ✓ Channelled air flow and glass sight shield gives you optimum cut line visibility.
- ✓ Parallel edge guide included for accurate straight line cutting.

Motor Power	1600W
No Load Speed	3700rpm
Product Weight	5.2kg
Power Cable	3m Rubber
Warranty	3 Years
Maximum Bevel	45°
Electronic Blade Brake	Yes
Product Dimensions (H x L x W) mm	250 x 310 x 240
Included Blade	185mm Mild Steel TCT Blade
Blade Arbor Size	20mm
Blade Tooth Count	40

S210

CCS



NEW!

210MM METAL CUTTING CIRCULAR SAW



1800W
Motor Power



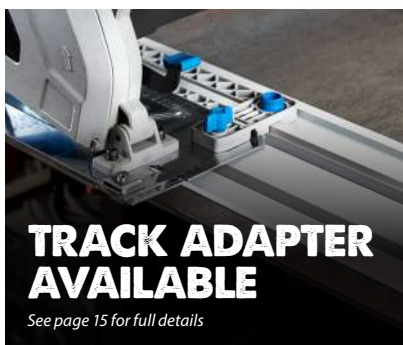
77MM
Reach



13MM
Plate Thickness



6MM
Wall Thickness



TRACK ADAPTER AVAILABLE

See page 15 for full details

COMPATIBLE BLADES:

210mm Mild Steel,
Stainless Steel, Aluminium.

See page 12 for full details



KEY FEATURES:

- ✓ Engineered for maximum performance with a high torque 1800w motor with advanced motor cooling. Features intelligent overload system with visual warning for extended tool life.
- ✓ Improved chip collection keeps your workspace clean and free from debris by collecting up to **60% more chips** than its predecessor (EVOSAW230).
- ✓ Guard retraction lever allows you to safely retract the blade guard while keeping your hands on the handles. Ideal for starting cuts in thin materials.
- ✓ LED work light increases cutline visibility in low light environments and casts a clear shadow of the blade to show the cutting path to aid cutting accuracy
- ✓ Full length parallel edge guide included to aid ripping down sheet steel. Or add the track adaptor for even more accuracy.

Motor Power*	230v - 1800w, 110v - 1600w
No Load Speed	2800rpm
Product Weight (Machine only)	8.1kg
Power Cable	3m Rubber
Warranty	3 Years
Maximum Bevel	0°
Product Dimensions (H x L x W) mm	280 x 500 x 290mm
Included Blade	210mm Mild Steel TCT Blade
Blade Arbor Size	25.4mm
Blade Tooth Count	50

**S28
MAG**

28MM INDUSTRIAL MAGNETIC DRILL



ACCESSORIES INCLUDED

- ✓ Cooling Fluid Bottle
- ✓ 1/2" Keyed Chuck, Key & Adapter
- ✓ Safety Strap
- ✓ Safety Guard
- ✓ Hex Keys
- ✓ Carry Case

RANGE OF PREMIUM ANNULAR CUTTERS AVAILABLE

See page 13 for details.



KEY FEATURES:

- ✓ Simple push-fit coolant system reduces heat & maximises cutter life.
- ✓ Textured, tri-spoke spindle handle gives ultimate control while drilling.
- ✓ Super smooth double dovetail slides for accurate, smooth operation.
- ✓ Supplied in robust carry case.
- ✓ Overload shut off system to prevent motor damage.
- ✓ Integral cutter arbor for accuracy.

Motor Power	1200W
Speed	450rpm
Product Weight	12kg (Drill only)
Power Cable	2.5m
Warranty	3 Years
Maximum Travel	250mm
Magnet Adhesion	1300kg f
Minimum Plate Thickness	10mm
Magnet Dimensions (H x L x W) mm	40 x 180 x 90mm

EVOMAG

42



42MM INDUSTRIAL MAGNETIC DRILL



ACCESSORIES INCLUDED

- ✓ Cooling Fluid Bottle
- ✓ 1/2" Keyed Chuck, Key & Adapter
- ✓ Safety Strap
- ✓ Safety Guard
- ✓ Hex Keys
- ✓ Carry Case

RANGE OF PREMIUM ANNULAR CUTTERS AVAILABLE

See page 13 for details.



* Annular cutter not included

KEY FEATURES:

- ✓ Simple push-fit coolant system reduces heat & maximises cutter life.
- ✓ Textured, tri-spoke spindle handle gives ultimate control while drilling.
- ✓ Super smooth double dovetail slides for accurate, smooth operation.
- ✓ Powerful 2 stage magnet for accurate drilling.
- ✓ Supplied in robust carry case.
- ✓ Overload shut off system to prevent motor damage.
- ✓ Integral cutter arbor for accuracy.

Motor Power	1200W
Speed	450rpm
Product Weight	12kg (Drill only)
Power Cable	2.5m
Warranty	3 Years
Maximum Travel	235mm
Magnet Adhesion	1300kg f
Minimum Plate Thickness	10mm
Magnet Dimensions (H x L x W) mm	40 x 180 x 90mm

ADVANCED TCT BLADES

We make a range of high performance, industrial quality carbide tipped blades.

All our blades feature a hardened Japanese steel body plate to limit blade warp, thin kerf design to maximise blade life & high density tungsten carbide teeth that stay sharper for longer.



Steel	Designed specifically to cut steel. Triple chip ground lead tooth followed by flat top raker gives optimum cutting speed and accuracy through steel.
Thin Steel	Designed specifically to cut Thin Steel up to 3mm thick. Modified alternating top bevel tooth design is perfect for cutting thin steel and minimises the blade grabbing.
Stainless Steel	Alternating height, triple chip ground teeth with aggressive geometry designed specifically to cut 302, 303 & 304 grade stainless steel.
Aluminium	Designed specifically to cut Aluminium. Triple chip ground tooth cuts the aluminium then the flat tooth clears debris from the cut to stop the blade clogging up.

TYPE	CODE	COLOUR	ROTATION	SIZE	RPM	BORE	KERF	TEETH
Steel	M180TCT-36CS	Blue	↺	180mm	3900	20mm	2mm	36
Stainless Steel	S180TCT-48CS	Yellow	↺	180mm	3900	20mm	1.8mm	48
Aluminium	A180TCT-54CS	Green	↺	180mm	3900	20mm	2mm	54
Thin Steel	T180TCT-68CS	Blue	↺	180mm	3900	20mm	1.6mm	68z
Steel	M185TCT-40CS	Blue	↺	185mm	3900	20mm	2mm	40
Steel	M185TCT-40MS	Blue	↻	185mm	3900	20mm	2mm	40
Stainless Steel	S185TCT-48CS	Yellow	↺	185mm	3900	20mm	1.8mm	48
Aluminium	A185TCT-60CS	Green	↺	185mm	3900	20mm	2.0mm	60
Aluminium	A185TCT-60MS	Green	↻	185mm	3900	20mm	2.0mm	60
Thin Steel	T185TCT-68CS	Blue	↺	185mm	3900	20mm	1.6mm	68
Thin Steel	T185TCT-68CMS	Blue	↻	185mm	3900	20mm	1.6mm	68
* Steel	M210TCT-50CS	Blue	↺	210mm	3750	25.4mm	2mm	50
Steel	M210TCT-50MS	Blue	↻	210mm	3750	25.4mm	2mm	50
* Stainless Steel	S210TCT-54CS	Yellow	↺	210mm	3750	25.4mm	1.8mm	54
Aluminium	A210TCT-60MS	Green	↻	210mm	3750	25.4	2.4mm	60
* Aluminium	A210TCT-60CS	Green	↺	210mm	3750	25.4	2.4mm	60
Thin Steel	T210TCT-68MS	Blue	↻	210mm	3750	25.4mm	1.8mm	68
* Thin Steel	T210TCT-68CS	Blue	↺	210mm	3750	25.4mm	1.8mm	68
Steel	M230TCT-48CS	Blue	↺	230mm	3000	25.4mm	2mm	48
Stainless Steel	S230TCT-60CS	Yellow	↺	230mm	3000	25.4mm	1.8mm	60
Aluminium	A230TCT-80CS	Green	↺	230mm	3000	25.4mm	2.4mm	80
Steel	M255TCT-52MS	Blue	↻	255mm	5200	25.4mm	2mm	52
Aluminium	A255TCT-80MS	Green	↻	255mm	3250	25.4mm	2mm	80
Thin Steel	T255TCT-70MS	Blue	↻	255mm	5200	25.4mm	1.8mm	70
Steel	M305TCT-60CS	Blue	↺	305mm	1600	25.4mm	2.2mm	60
Steel	M355TCT-66CS	Blue	↺	355mm	1600	25.4mm	2.4mm	66
Stainless Steel	S355TCT-90CS	Yellow	↺	355mm	1600	25.4mm	2.4mm	90
Aluminium	A355TCT-80CS	Green	↺	355mm	1600	25.4mm	2.4mm	80
Thin Steel	T355TCT-90CS	Blue	↺	355mm	1600	25.4mm	2.4mm	90

PREMIUM ANNULAR CUTTERS

Crown your mag drill with our premium quality annular cutters.

These cutters can save you time and money when compared with traditional twist drills. They only cut the periphery of the hole which extends the cutter life and they produce a reamed quality, burr free hole in one pass! No step drilling required, and the hole is cut quickly and accurately.

Made from S630 Tungsten-molybdenum & heat treated up to 68RC, these cutters are tougher than standard cutters and will last much longer. Available in a range of sizes from 12mm - 65mm.



**MADE IN
THE UK**

Diameter	25mm Deep	50mm Deep	Diameter	25mm Deep	50mm Deep
12mm	12S	12L	39mm	39S	39L
13mm	13S	13L	40mm	40S	40L
14mm	14S	14L	41mm	41S	41L
15mm	15S	15L	42mm	42S	42L
16mm	16S	16L	43mm	43S	43L
17mm	17S	17L	44mm	44S	44L
18mm	18S	18L	45mm	45S	45L
19mm	19S	19L	46mm	46S	46L
20mm	20S	20L	47mm	47S	47L
21mm	21S	21L	48mm	48S	48L
22mm	22S	22L	49mm	49S	49L
23mm	23S	23L	50mm	50S	50L
24mm	24S	24L	51mm	51S	51L
25mm	25S	25L	52mm	52S	52L
26mm	26S	26L	53mm	53S	53L
27mm	27S	27L	54mm	54S	54L
28mm	28S	28L	55mm	55S	55L
29mm	29S	29L	56mm	56S	56L
30mm	30S	30L	57mm	57S	57L
31mm	31S	31L	58mm	58S	58L
32mm	32S	32L	59mm	59S	59L
33mm	33S	33L	60mm	60S	60L
34mm	34S	34L	61mm	61S	61L
35mm	35S	35L	62mm	62S	62L
36mm	36S	36L	63mm	63S	63L
37mm	37S	37L	64mm	64S	64L
38mm	38S	38L	65mm	65S	65L

CUTTER KITS

3 PIECE SHORT CUTTER KIT

Includes: 14, 18 & 22mm diameter, 25mm depth cutters with pilot pins.

6 PIECE SHORT CUTTER KIT

Includes: 12, 14, 16, 18, 20 & 22mm diameter, 25mm depth cutters with pilot pins.

6 PIECE LONG CUTTER KIT

Includes: 12, 14, 16, 18, 20 & 22mm diameter, 50mm depth cutters with pilot pins.

CHOP SAW STAND

UNIVERSAL FIT



UNIVERSAL CHOP SAW STAND

A unique addition to your workshop.

Exclusively designed by us, the chop saw stand has universal fittings to provide a solid, sturdy base for most leading chop saws. It's quick and easy to set up so you can cut easily and accurately wherever you want.



COMPATIBLE WITH:

**S355
CPS**




and Most Leading Chop Saws

KEY FEATURES:

- ✓ Universal clamping system fits most leading chop saws
- ✓ Telescopic, height adjustable legs for bespoke setting.
- ✓ Foldable legs for simple, neat storage & easy transport.
- ✓ Heavy-Duty all metal construction.
- ✓ Extendable arms with built in end stop for supporting long workpieces.

Table Size	460 x 600mm
Max. Chop Saw Width	322mm
Min. Chop Saw Width	220mm
Table Height	595 - 815mm
Footprint (at floor)	834 x 963mm
Rated Load	250lb
Weight	16kg

ACCESSORIES



S210CCS TRACK ADAPTER

Part Number: **058-0010**

Stay on track with the S210CCS Track Adaptor. A Heavy-duty Cast aluminium Track adapter makes the S210CCS compatible with Evolution circular saw tracks to guarantee a straight and true cut. Ideal for cutting down sheet steel.



Track not included



CIRCULAR SAW TRACK

Effortless straight line cutting with the Evolution Circular Saw Track. Available in two sizes with carry bag, clamps and connector bars included.

ST1400 - 1.4m Saw Track with clamps, connectors and carry bag.

ST2800 - 2.8m Saw Track with clamps, connectors and carry bag.



CYCLONE MAGNETIC CHIP COLLECTOR

Tired of sweeping? Grab yourself a mag stick and effortlessly pick up steel shavings & other debris.

Simply wave the magnetic stick over the metal shavings to pick them up, carry them over to your scrap bin and pull the plunger to release them. Simple as that!



CHUCK ADAPTOR

Part Number: **HTA47**
Compatible with EVOMAG42



COUNTER- SINK 0-30MM

Part Number: **HTA30**
Compatible with EVOMAG42



1/2" CHUCK & KEY

Part Number: **HTA153**
Compatible with S28MAG & EVOMAG42

Extend the life of your annular cutter with our high quality water soluble semi-synthetic cutting fluid.

When mixing, the recommended ratio is one part coolant to eight parts water*

FLUID1000
1 LITRE CUTTING FLUID
FLUID
5 LITRE CUTTING FLUID

*Recommendations vary based on application





🔍 **EVOLUTION POWER TOOLS**



4.5/5



Venture One, Longacre Close,
Holbrook Industrial Estate
Sheffield, S20 3FR
0114 251 1022

www.evolutionpowertools.com