




**BRITISH
POWER TOOL
COMPANY**

Est. 1992 in the 'Steel City' of Sheffield.

evOLUTION®

www.evolutionpowertools.com

**DELIVERING INNOVATION TO
A NATION OF PROFESSIONALS.**



ONE SAW & ONE BLADE; CUTS ALL MULTIPURPOSE CUTTING TECHNOLOGY

- ✓ Cut wood with embedded nails!
- ✓ Cut steel with no heat, no burrs & virtually no sparks!
- ✓ Powerful & reliable saws with 3 years limited warranty.



RAGE-B SAW EASILY CUTS STEEL & WOOD WITH NAILS!

CUT: STEEL / ALUMINIUM / WOOD
ONE SAW & ONE BLADE

185MM ACCESSORIES	BORE	KERF	TEETH	RPM
Multipurpose TCT	20mm	2mm	16	3900
Diamond Masonry	20mm	2.5mm	Segmented Rim	8000

RAGE 1-B

185MM MULTIPURPOSE CIRCULAR SAW

- 3 Year Warranty
- Multipurpose cutting technology
- 1200W powerful motor
- 0° - 45° bevel tilt function
- Adjustable Depth
- Ergonomic handle

The cut through a variety of applications is fast and clean, with no sign of burr, heat and virtually no sparks when cutting steel. The RAGE-B comes equipped with a highly durable multipurpose TCT blade, which will easily stand up to every day use.

WHY HAVE A SAW THAT ONLY CUTS WOOD?
When you can have a multipurpose saw!

INCLUDES:

RAGE185 x16 Tooth TCT Multipurpose Blade,
Guide Rail, Blade Change Hex Key.

TECH SPEC:

Speed : 3700min⁻¹

Max Box Section (3mm Wall 90°) : 60mm

Max Box Section (3mm Wall 45°) : 40mm

Max Cutting Thickness (Mild Steel Plate) : 6mm

Max Cutting Thickness (Wood 90°) : 60mm

Max Cutting Thickness (Wood 45°) : 40mm

Weight: 5.4kg



PROFESSIONAL QUALITY & SUPERB VALUE



CUT STEEL



CUT PLASTIC




DIAMOND BLADE AVAILABLE



CUT: STEEL / ALUMINIUM / WOOD
ONE SAW & ONE BLADE

355MM ACCESSORIES	BORE	KERF	TEETH	RPM
Multipurpose TCT	25.4mm	2.4mm	36	1600
Diamond Masonry	25.4mm	2.4mm	Segmented Rim	4400

RAGE 2



4X
FASTER THAN
ABRASIVES*

355MM MULTIPURPOSE CUT OFF SAW

- No heat, no burrs and virtually no sparks when cutting steel compared to alternative methods.
- 3 Years Warranty.

Featuring RAGE technology, utilising a TCT blade rather than an abrasive wheel, it has the ability to cut Steel, Aluminium and Wood with a single blade. The cut is up to 4x faster than abrasive cutting, producing a clean finish with no burr and virtually no sparks.

INCLUDES:


RAGE355 x36 Tooth TCT Multipurpose Blade.

TECH SPEC:

Motor : 2200W | Speed : 1450rpm
Box Section (3mm Wall 90°) : 120 x 120mm
Rectangle (3mm Wall 90°) : 95 x 180mm
Round (3mm Wall 90°) : 130mm Ø
Weight : 25kg



**VIRTUALLY NO
SPARKS COMPARED
TO ABRASIVE SAWS**



DIAMOND BLADE AVAILABLE

*Evolution internal test data.



IDEAL FOR ELECTRICIANS & PLUMBERS

CUT: STEEL / ALUMINIUM / WOOD
ONE SAW & ONE BLADE

185MM ACCESSORIES	BORE	KERF	TEETH	RPM
Multipurpose TCT	20mm	2mm	20	3900

RAGE 4

185MM MULTIPURPOSE CHOP SAW

- No heat, no burrs and virtually no sparks when cutting steel compared to alternative methods.
- 3 Years Warranty.

This incredible multipurpose saw can save you time and energy every single day. It produces a fast, ultra clean cut through armoured cable, unistrut and cable tray, as well as conduit, chrome, copper & plastic pipe, plus plastic hose. No more need to tirelessly toil away with a hacksaw, the RAGE4 leaves an instantly workable finish in a fraction of the time.

INCLUDES:


185mm x20 Tooth TCT
 Multipurpose Blade.

TECH SPEC:

Motor: 1250W
 Speed: 3500min⁻¹
 Weight: 8.7kg
 Box Section (3mm Wall 90°): 45 x 45mm
 Rectangle (3mm Wall 90°): 46 x 97mm
 Round (3mm Wall 90°): 50mm



CUT STEEL WITH EASE



UNISTRUT



ALUMINIUM DOOR EDGING



CABLE TRAY



SKIRTING BOARDS



WOOD WITH NAILS

AN ESSENTIAL TOOL FOR ANY TRADESMEN



CUT: STEEL / ALUMINIUM / WOOD
ONE SAW & ONE BLADE

210MM ACCESSORIES	BORE	KERF	TEETH	RPM
Multipurpose TCT	25.4mm	2mm	20	4000

R210 CMS

**210MM COMPOUND
MITRE SAW**

POWERFUL, ACCURATE MULTIPURPOSE



- When cutting mild steel the saw produces no heat, no burrs and virtually no sparks. The cuts are clean and cool to touch, creating an instant workable finish.
- Safer, faster and more economical than abrasive cutting saws.



- Includes 3 year warranty.
- 210mm x20 Tooth TCT Multipurpose Blade.
- Fantastic value for money.

TECH SPEC:

Motor : 1200W, Speed : 3750rpm,
Cross Cut (0° x 0°) : 125 x 55mm
Mitre Cut (45° x 0°) : 85 x 55mm
Bevel Cut (0° x 45°) : 125 x 35mm
Compound Cut (45° x 45°) : 85 x 35mm



125 x 55mm CROSS CUT



BEVEL TILT



ACCURACY & PRECISION



QUICK CLICK MITRE ANGLES



POWERFUL 1200W MOTOR



COMPACT & PORTABLE

RAGE TECHNOLOGY: THE BEST OF BOTH WORLDS!



CUT: STEEL / ALUMINIUM / WOOD ONE SAW & ONE BLADE

210MM ACCESSORIES

	BORE	KERF	TEETH	RPM
Multipurpose TCT	25.4mm	2mm	20	4000
Diamond Masonry	25.4mm	2.5mm	Continuous Rim	4500

255MM ACCESSORIES

	BORE	KERF	TEETH	RPM
Multipurpose TCT	25.4mm	2mm	24	2750
Diamond Masonry	25.4mm	2mm	Continuous Rim	8000

RAGE 3-S

RAGE 3-S300

RAGE 3

EVOLUTION SLIDING MITRE SAW RANGE

- Multipurpose cutting technology
- Cut wood even wood with nails
- Cut steel with virtually no sparks
- Powerful & accurate cutting
- 3 Year limited warranty

Evolution's comprehensive range of multipurpose sliding mitre saws easily cut steel, aluminium and wood (even wood with nails), using one blade.

The impressive performance is enhanced with key features such as an in-line handle enabling right or left handed use and a compound tilt and slide for large materials. All Evolution sliding mitre saws are supplied with a Multipurpose blade, hold-down clamp and 3 Year limited warranty.



RAGE3-S

- 210mm x20 Tooth
- Multipurpose Blade Supplied
- 1500W Motor
- Cross Cut: 220mm x 60mm
- 3750min⁻¹ • 10.1kg



RAGE3-S300

- 210mm x20 Tooth
- Multipurpose Blade Supplied
- 1500W Motor
- Cross Cut: 300mm x 60mm
- 3000min⁻¹ • 11.8kg



RAGE3

- 255mm x24 Tooth
- Multipurpose Blade Supplied
- 2000W (Soft Start) Motor
- Cross Cut: 300mm x 75mm
- 2500min⁻¹ • 17.9kg

DELIVERING POWER, ACCURACY, RELIABILITY & MULTIPURPOSE TECHNOLOGY



CUT STEEL




CUT ALUMINIUM



OPTIONAL DIAMOND BLADE

**DOUBLE
BEVEL**



**DOUBLE BEVEL FUNCTIONALITY
NO NEED TO RE-ADJUST WORKPIECES**

255MM ACCESSORIES	BORE	KERF	TEETH	RPM
Multipurpose TCT	25.4mm	2mm	28	2750
Diamond Masonry	25.4mm	2mm	Continuous Rim	8000

RAGE 3-DB

255MM TCT MULTIPURPOSE DOUBLE BEVEL SLIDING MITRE SAW

- Multipurpose cutting technology
- Cross Cut: 320mm x 80mm
- Powerful & accurate cutting
- 3 Year limited warranty

The RAGE3-DB is the ultimate mitre saw, combining innovative multipurpose cutting technology with a double bevel facility, which reduces the need to re-adjust the work-piece. Key features include a 320mm slide for long-angled cuts, an extra large base for cutting stability and laser guidance for optimum accuracy.

INCLUDES:

RAGE255 x28 Tooth Multipurpose Blade and Hold-Down Clamp.

TECH SPEC:

Motor : 2000W (Soft Start)

Cross Cut (0° Mitre x 0° Bevel): 320 x 80mm

Bevel Cut (0° Mitre x 45° Bevel): 320 x 40mm

Mitre Cut (45° Mitre x 0° Bevel): 225 x 80mm

Compound Cut (45° Mitre & Bevel): 225 x 40mm

Speed : 2500min⁻¹

Weight : 18.25kg



THE WORLD'S ONLY MULTIPURPOSE DOUBLE BEVEL SLIDING MITRE SAW



CUTS STEEL



CUTS ALUMINIUM



CUTS WOOD WITH NAILS



**SUPPORTS
UP TO 3
METRES**

STRONG / COMPACT / PORTABLE
IDEAL FOR EVOLUTION MITRE SAWS & OTHER BRANDS

- Quick release with easily adjustable mounting brackets.
- Sturdy legs, fold flat for easy storage & transport.
- Includes adjustable work support arms.

MITRE SAW STAND

INCLUDES ADJUSTABLE WORK SUPPORT ARMS


A fantastic addition to Evolution's product range perfectly complimenting Evolution Mitre Saws, as well as most other makes of mitre saw. Easily and quickly set up, with foldable legs for simple storage and transportation. Sturdy and robust; this stand can support long workpieces up to 3 metres in length and has a maximum workload of 225kg. Key features include quick-release mounting brackets for fast saw removal and height adjustable arms with rollers and end-stops.

INCLUDES:

2 x Universal Machine Mounting Brackets,
2 x Adjustable Work Support Arms plus
3 Year Warranty.

TECH SPEC:

Max Work Load : 225kg
Stand Dimensions
(Legs Extended) :
790mm x 1100mm x 420mm
Stand Weight : 16kg



(ARMS FULLY EXTENDED) LENGTH: 2.2M

THE IDEAL ACCESSORY TO EVOLUTION'S MITRE SAW RANGE



ROLLERS WITH END STOPS



QUICK RELEASE BRACKETS



COMPACT EASY STORAGE

RIP CUT TO THE RIGHT OF THE BLADE TO THE RIP FENCE: 575mm



60-60° MITRE ACCURACY



0-45° BEVEL FUNCTION



CUT: STEEL / ALUMINIUM / WOOD
ONE SAW & ONE BLADE

255MM ACCESSORIES	BORE	KERF	TEETH	RPM
Multipurpose TCT	25.4mm	2mm	28	2750

RAGE 5-S

255MM MULTIPURPOSE TCT TABLE SAW


The most versatile professional quality table saw available. The RAGE5-S will easily cut steel, aluminium, wood & plastic, using just one blade. Excellent at ripping thin stock, making accurate cross cuts, handling sheet goods. Features include a high quality quick-clamp mitre guide & rip fence for maximum cutting stability, precise blade height and angle adjustment with a sliding carriage, which provides an extremely secure & smooth cutting motion.

INCLUDES:

RAGE255 x28 Tooth Multipurpose blade, push stick, folding leg stand & 3 Year Warranty.

TECH SPEC:

Motor : 1800W S6 40%
Max. depth cut (90°) : 80mm & (45°): 55mm
Table surface fully extended L&R : 1170 x 640mm
Table saw size with legs (HxWxL): 1050 x 750 x 940mm



POWERFUL, ACCURATE & MULTIPURPOSE



CUTS 6mm STEEL PLATE



UP TO 80mm DEPTH OF CUT



ALUMINIUM PLATE



LAMINATE FLOORING



ACRYLIC / PLASTIC



EVEN WOOD WITH NAILS

305mm (12") BLADE SLICING THROUGH PAVING SLABS



CUT: CONCRETE / STONE / BRICK
305MM DIAMOND BLADE SUPPLIED

305MM ACCESSORIES	BORE	KERF	TEETH	RPM
Diamond Masonry	22mm	2mm	Segmented Rim	5500

ELECTRIC DISC CUTTER

Evolution's electric masonry saw easily cuts Concrete (even Reinforced Concrete), Stone, Brick, Paving and other Stone materials with the supplied diamond blade. The powerful 2400W motor makes easy work of the most robust materials and because it is electric there are no harmful fumes, making it ideal for work in enclosed areas.

The ergonomic support handles are ideally positioned for perfect balance when cutting and the spindle lock mechanism means blade replacement is quick and simple. Easy-to-use and maintenance free; the ideal alternative to petrol powered disc cutters.

INCLUDES:

305mm Diamond Blade
and 3 Year Warranty.

TECH SPEC:

Motor : 2400W
Cutting Depth : 100mm*
Speed : 4500min⁻¹
Weight : 9.5kg

**BLADE
INCLUDED**

**NO
PETROL
FUMES**



THE IDEAL ALTERNATIVE TO HIGH MAINTENANCE, PETROL-POWERED CONCRETE CUTTERS

*Progressive / incremental cutting required to obtain maximum cutting depth.



CUTS REINFORCED CONCRETE



CUTS BREEZE BLOCK



CUTS KERB STONES

ACCURATE ULTRA-BRIGHT LASER GUIDE USED FOR SINK FITTING



CUT: STEEL / ALUMINIUM / WOOD
ONE SAW & ONE BLADE

REPLACEMENT BLADE PACK OF 5

Multipurpose cutting blades available for Steel, Aluminium & Wood.

Call Evolution for details.

RAGE 7-S

710W CORDED JIGSAW WITH VARIABLE SPEED CONTROL

A multipurpose jigsaw capable of cutting a wide variety of materials including Steel, Aluminium, Wood and Plastics. Fitted with a variable speed trigger control, you can dial the speed you need, and then, for great operator convenience lock the trigger in place. Supplied with an adjustable parallel edge guide - ideal when accurate parallel cuts are needed. The quick release, tool-less chuck, allows fast and easy installation or removal of the blade. Equipped with an air blower to blow dust away from the blade and the working area, the RAGE7-s is the professional's choice with it's sturdy, robust construction.



Supplied with an adaptor tube which enables connection to a vacuum cleaner.

TECH SPEC:

Motor : 710W | Speed : 0 - 3000min⁻¹
Bevel Tilt : 0°-45° | Max. Cutting Depth (Steel) : 8mm | Max. Cutting Depth (Wood) : 80mm
Stroke Length : 26mm | Weight: 4.1 kg

INCLUDES:

RAGE7-S Multipurpose TCT Blade,
Parallel Edge Guide, Blade Change Hex Key,
Dust Extraction Adaptor, Laser Batteries
and 2 Year Warranty.



CUT STEEL



SMOOTH FINISH ON LAMINATE



QUICK-RELEASE BLADE

BUILT FOR THE PROFESSIONAL



DEMOLITION / CONSTRUCTION / FITTERS
FLUSH, PLUNGE & RECESS CUTS NO PROBLEM



CUT: STEEL / ALUMINIUM / WOOD
SUPPLIED WITH CARRY CASE & EXTRA REACH CABLE

WOOD CUTTING BLADE PACK

Includes 1 x Green Wood Blade & 1 x General Wood Blade.

THIN STEEL & MULTI-PURPOSE BLADE

Includes 1 x Thin Steel Blade & 1 x Multipurpose Blade.

RAGE 8



RECIPROCATING SAW

The heavy-duty RAGE8 cuts metal conduit, copper pipe and PVC tubing, as well as wood, nail-embedded wood and plasterboard. The high-powered, high-speed RAGE8 is the ideal saw used by demolition and construction workers, fitters and emergency crews. The RAGE8 is work-saving and perfect for plunge cuts on soft building materials such as plasterboard, where electrical socket holes are required - time to drop the tedious hammer and chisel method! Four blades engineered for different materials are supplied as thin steel, multipurpose for demolition work, green wood for tree-limb cutting and a clean-wood cutting blade for smooth cuts.

INCLUDES: 4 Multipurpose Bi-Metal Blades,
Carry Case, Manual & 2 Year Warranty.

TECH SPEC:

Motor : 1050W / Weight : 3.7kg
Variable Speed : 800 - 2400spm
Stroke Length: 28mm
Mild Steel (Max Depth) : 20mm
Wood (Max Depth) : 230mm
Plastic (Max Depth) : 150mm



PERFECT FOR FLUSH CUTS & DEMOLITION



INDUSTRIAL STEEL PIPING



FLUSH CUTTING



EASY PLUNGE CUTTING



IDEAL FOR PRUNING TREES



CUT WOOD WITH NAILS



QUICK & EASY BLADE CHANGE



**IDEAL FOR: CRUSHER RUN / SAND / SOIL
WITH EXCELLENT SURFACE PREPARATION**



**DON'T FORGET:
THE HULK PAVING PAD**

FOR FINISHING A BLOCK PAVING OR PATIO JOB...

With this pad fitted to the underside of the machine, the HULK can be used directly on to the flag stones or paving blocks for a perfectly even finish!

HULK PETROL

400MM X 320MM PETROL POWERED COMPACTOR

A superb addition to the Evolution Build product range. The HULK is ideal for the building / landscaping industries and offers a very realistic alternative to hiring for many users due to its incredible value. Powered by a 2.4hp petrol engine this professional quality machine is compact, portable and provides effective compaction on surfaces such as crusher run, soil, small aggregates, patio & block paving preparation, driveways & tarmac repair.

INCLUDES:
Spark Plug Spanner

TECH SPEC:

Engine Power : 2.4hp
Engine Type : 4 Stroke OHV Single Cylinder
Fuel Type : Unleaded (Octane 86 Or Higher)
Plate Working Area : 400mm x 320mm
Speed : 3600min⁻¹ | Vibration : 15.12m/s²
Compaction Force : 10kN
Weight : 38kg
Warranty: 2 Years

**NO
MORE
HIRE
COSTS**



IDEAL FOR SURFACE PREPARATION WHEN EVENLY COMPACTED GROUND IS REQUIRED



QUICK & SIMPLE START



IDEAL FOR BLOCK PAVING



SUPERB COMPACTION ON SAND



IDEAL FOR: PAVING / PATIOS / SOIL
WITH EXCELLENT SURFACE PREPARATION



DON'T FORGET:
THE HULK PAVING PAD

FOR FINISHING A BLOCK PAVING OR PATIO JOB...

With this pad fitted to the underside of the machine, the HULK ELECTRO can be used directly on to the flag stones or paving blocks for a perfectly even finish!

HULK ELECTRO

400MM X 320MM ELECTRIC COMPACTOR

This innovative electric compaction plate is the perfect tool for work on patios, extensions, landscaping and other residentially based jobs. Powered by a reliable, high quality induction motor this machine is very quiet and because no harmful fumes are emitted it is ideal for use in enclosed spaces. The HULK ELECTRO is also highly portable with additional roll bars offering increased strength and protection during transportation.

INCLUDES:

10m Cable.

TECH SPEC:

Plate Working Area (L x W) : 400mm x 320mm

Sound Power Level (LWA) : 98.8dB(A)

Motor : 780W

Speed : 2860min⁻¹

Compaction Force : 5kN

Vibration : 7.43m/s²

Usage Time : 30mins

Cable Length : 10m

Weight : 26kg

Warranty: 2 Years



SUPERB VALUE & A REALISTIC ALTERNATIVE TO HIRING



SOFT GRIP COMFORT HANDLE



IDEAL FOR PAVING SLABS



IDEAL FOR SOIL PREPARATION



IDEAL FOR: DRILLING / CHISELING
4 FUNCTION SDS HAMMER DRILL



INCLUDES:
5 PIECE ACCESSORY KIT

3X SDS DRILL BITS, POINTED CHISEL & FLAT CHISEL
6mm x 160mm, 8mm x 160mm, 10mm x 160mm SDS Drill Bits.
250mm Pointed Chisel & 25mm x 250mm Flat Chisel.

SDS4-800

4 FUNCTION MULTIPURPOSE HAMMER DRILL

With four functions (Drill, Chisel, Rotation & Hammer) and a high impact energy of 1.6 Joules this incredible tool can perform all of your professional drilling duties. The variable speed feature allows for optimum control in any application and the hi-torque 650W motor provides more than enough power. Other features include an auxiliary handle for increased accuracy, as well as an ergonomic main handle with soft grips for comfort. A popular power tool that the professional can rely on for many jobs.

INCLUDES:

3 x SDS Drill Bits, 2 x Chisel Bits,
Depth Stop, Moulded Carry
Case & 2 Year Warranty.

TECH SPEC:

Motor : 650W
Max Drill Dia : Concrete 20mm,
Steel 13mm, Wood 30mm
No-load Speed : 0 - 1100min⁻¹
Weight : 2.8kg



WHY WOULD YOU BUY A POWER TOOL THAT ONLY DRILLS?
WHEN YOU CAN BUY A SDS4-800 4 FUNCTION HAMMER DRILL!

PROFESSIONAL STANDARD SDS DRILL, SUITABLE FOR DAILY USE



4 FUNCTIONS



DRILLING THROUGH BRICK



IDEAL FOR CHISELING

TWISTER SMOOTHLY MIXING TO PERFECTION



MIX: PLASTER / MORTAR / CEMENT
IDEAL FOR ALL POPULAR MIXING APPLICATIONS

IDEAL FOR MATERIALS SUCH AS...

- PLASTER • MORTAR • TILE CEMENT • ARTEX • CEMENT • LIME
- EPOXIES • GYPSUM & GRANULATES • SCREEDS & SEALANTS

TWISTER

1100W PRO VARIABLE SPEED MIXER

A high quality mixer with variable speed control, from 250 - 750min⁻¹. Featuring a robust headstock and an ergonomic handle for maximum comfort and control. There really is no substitute for a dedicated mixer, they're fast and easy-to-use, and with superb value it's an excellent investment.

INCLUDES:

Supplied with 120mm long mixing paddle
+ 2 Year Warranty.

**VARIABLE
SPEED**



Motor : 1100W
Recommended Maximum Duty Cycle : 30mins
Paddle Fitment Thread : M14 x 2.0
Speed Range : 250 - 750min⁻¹
Vibration : 0.5-0.7m/s²
Weight : 4.9kg
Cable Length: 3.6m

**WHY HIRE, WHEN
YOU CAN NOW
AFFORD TO BUY?**

DESIGNED & ENGINEERED FOR THE PROFESSIONAL



ERGONOMIC HANDLES



IDEAL FOR PLASTER



IDEAL FOR: DECORATORS / PLUMBERS
SUPPLIED WITH 5 PIECE ACCESSORY KIT



REFLECTOR NOZZLE

Wraps around a metal pipe to distribute heat evenly.



GLASS PROTECTOR NOZZLE

Perfect for stripping; ensures direct heat is kept off window frames.



FLAT NOZZLE

For spreading the hot air over a concentrated narrow area.



REDUCER NOZZLE

Ideal when you need to apply heat to a specific area.

HDG200

2000W VARIABLE HEAT CONTROL

With an incredible temperature range of 50°C - 630°C and supplied with four nozzles and a scraper, the HDG200 HEAT GUN is suited to jobs aplenty! It is ideal for stripping / drying paint and varnish, as well as removing adhesive labels, heating liquids and drying out damp wood to name a few. Key features include a clear, easy-to-understand digital display and an integral base stand for 'hands free' use.

IDEAL FOR :

- Stripping Paint & Varnish, Curing Glues & Epoxies, Waxing or Dewaxing, Softening & Forming Plastics, Removing Adhesive Labels & Graphics, Heating Liquids, Applying Heat Shrink & Film, Drying Out Damp Wood, Lifting Tiles & Edging Trim • Drying Paint or Varnish, Lighting Barbecues, Loosening Rusty Screws or Nuts.

TECHNICAL SPECIFICATIONS :

Motor : 2000W | Weight : 0.8kg
Variable Heat Temperature Range : 50°C - 630°C
Variable Airflow Speed Range : 120Ltr/min - 550Ltr/min



AN ESSENTIAL TOOL, FOR ALL PROFESSIONALS, WHICH GIVES INSTANTANEOUS HEAT!



IDEAL FOR PAINT STRIPPING



MOULDING & FORMING



WELDING ROOFING FELT

FAST & EASY DRY WALL SANDING

R225DWS

225MM TELESCOPIC DRY WALL SANDER

- Extendable
- LED Pivoting Head
- Variable Speed

Ideal for plaster walls and ceilings and wallpaper residues removal. Accessories include six easy mountable sanding discs in a variety of grades to suit any application. Grades include: 60, 80, 120, 150, 180 and 240. A 4m hose is also supplied which is attached to the end of the pole and can fit most vacuum ports.

TECH SPEC:

Power: 710W | Speed: 600 - 1500rpm
Pivoting Head Tilt: 0° to 90°
Weight: 5.8kg
HxWxL: 230 x 250 x 1450mm



0° - 90° PIVOTING HEAD



LED LIGHTING



6 SANDING DISCS INCLUDED

IDEAL FOR DRY WALL FILLER, WALLPAPER RESIDUE REMOVAL

EB225DWSHH

Whether you are sanding joints in plasterboard or removing old finishes, this purpose-made, 225mm hand-held dry wall sander tackles the job up to ten times faster than conventional methods!* The unique, integrated dust extraction system means there is no need to buy an expensive, additional dust extraction machine, as all the dust is simply extracted by the power tool itself. The sanding head is also fitted with a suction regulator that allows the operator to vary the degree of suction, making the sanding process easier and less tiring. Dust is extracted right at the source and ducted through the unique, integrated internal dust extraction system right through to the hose and connecting dust bag!

TECH SPEC:

Power: 1050W
Speed: 1500 - 2300rpm
Dust Bag: 25L
Weight: 2.8kg
Dust Extraction Hose: 2m

INCLUDES:

Supplied with sanding discs, hose and dust bag.
Plus a 2 Year Warranty.



WEIGHS JUST 2.8KG



EFFECTIVE DUST EXTRACTION



SPRING-LOADED HEAD

*Evolution internal test data.

FITS NEATLY INTO THE PALM OF YOUR HAND & TOOLBOX!



IDEAL FOR: WOOD / PLASTIC / PAINT REMOVAL
COMPACT DESIGN & FAST, EFFICIENT PERFORMANCE



THREE SANDING BELTS...
are included in a variety of grades, ideal for wood and plastics. The coarser paper grades remove the unwanted material faster and with less effort.

280W MULTIPURPOSE MINI BELT SANDER

Designed to fit neatly in the palm for single-handed use, this compact sander is ideal for the fast removal / smoothing of a variety of materials, including wood and plastics. Features soft-grip area for enhanced user comfort and its compact dimensions means it will easily fit in a toolbox.

Adjustable belt tracking enables the sanding belt to be easily re-centred. Also features dust sealed bearings and components to maximise the life of the product.

Supplied with a dust bag for effective dust collection, when sanding wood, plastics or removing paint.

INCLUDES:

Supplied with three sanding belts, dust bag and 2 Year Warranty.

TECH SPEC:

Motor : 280W

Speed Range : 380m/min¹

Belt Length: 303mm

Belt Width: 40mm

Vibration : 4.41m/s²

Weight : 1.4kg

**INCLUDES
3 BELTS**



COMPACT AND LIGHTWEIGHT



SANDS SMOOTH IN SECONDS



PERFECT FOR NEWEL POSTS



IDEAL FOR SKIRTING BOARDS

REACHES THOSE TIGHT PLACES OTHER SANDERS CAN'T



IDEAL FOR: FILING / SANDING / GRINDING
WITH 120° FULLY ADJUSTABLE SANDING ARM



THREE SANDING BELTS... are included in a variety of grades, ideal for wood, metal and plastics. The coarser paper grades remove the unwanted material faster and with less effort.

400W MULTIPURPOSE PRECISION FILE SANDER

Versatile, powerful and compact tool; ideal for sanding, filing, as well as sharpening tools and blades. Perfect for use in tight gaps, such as cleaning out door locks - plus handy at removing rust and excess weld. Features adjustable sanding arm allowing the operator to keep their hand / wrist in a comfortable position and instead alter the angle of the sanding arm to suit the job. Variable speed control (300- 1700min⁻¹) provides optimum control and finishing on a number of surfaces and materials, including wood, metal, plastic, ceramics and masonry.




SUPPLIED WITH :

This machine is supplied with two Sanding Heads – a single wheeled head for flat surfaces and a twin wheeled head for better performance on angled surfaces. Also supplied with a dust bag for effective dust collection, when sanding wood, plastics or removing paint. Includes 2 Year Warranty.

TECH SPEC:

Motor : 400W | Speed Range : 300-1700m/min⁻¹
Belt Length: 457mm | Belt Width: 13mm
Vibration : 1.215m/s² | Weight : 1.75kg



IDEAL FOR SANDING, FILING, AS WELL AS SHARPENING TOOLS AND BLADES!



RESTORING CLASSIC CARS



PERFECT FOR NEWEL POSTS




IDEAL FOR TIDING WELDS

evoSYSTEM®

ENGINE WITH VARIOUS OUTPUTS

Registered Design. Patent Pending 1101605.2.

**ONE ENGINE
MULTIPLE
OUTPUTS
ENDLESS FUNCTIONALITY!**



WHAT IS THE **evo**SYSTEM*

- Incredibly versatile and flexible Outdoor Power System. One engine unit powers a range of compatible outputs. Changing outputs takes seconds - no tools required! Cut your costs and save storage space;

LOCK INTO THE EVO-SYSTEM!



BUILD YOUR **evo**SYSTEM*

- Simply purchase the engine unit & outputs you require. Add more outputs to build a system that suits your needs. Compatible outputs include:

GENERATOR, PRESSURE WASHER & WATER PUMP

More outputs coming soon!

4-STROKE PETROL ENGINE (EVO200)*

WITH EVO-SYSTEM* TECHNOLOGY



Registered Design. Patent Pending 1101605.2.

Robust and reliable professional quality 6.5hp petrol engine, with recoil start. Offering superb value the EVO200 engine provides ample power to the entire selection of outputs in the Evo-System range. The wheel kit provides excellent mobility and the manual foot brake locks the unit into position for secure operation. Features folding handle and output frame for convenient storage. Includes 2 Year Warranty.

SPECIAL FEATURES :

- ✓ Robust & Durable Steel Frame
- ✓ Wheel Kit Provides Mobility
- ✓ Folding Handle For Storage
- ✓ Folding Output Frame
- ✓ Oil Low Sensor

TECH SPEC :

Motor : 6.5HP | Coupling : Evo-System Quick Release
Fuel Capacity : 3.1L | Wheel Diameter : 200mm
Speed : 3150min⁻¹ | Weight : 29.1kg



**QUICK RELEASE
OUTPUT CHANGE**

CUT YOUR COSTS AND SAVE STORAGE SPACE; LOCK INTO THE EVO-SYSTEM!

Requires Evo-System Outputs (Sold Separately).



PATENTED TECHNOLOGY



QUICK RECOIL START



SECURE FOOT BRAKE

PRESSURE WASHER, WATER PUMP & GENERATOR OUTPUTS



THE EVO-SYSTEM RANGE

- Use the Evo-System® engine unit with a range of compatible outputs including Generator, Pressure Washer and Pump, with more outputs available soon. Cut your costs and save storage space;
LOCK INTO THE EVO-SYSTEM®

WATER PUMP OUTPUT (DWP1000)

WITH EVO-SYSTEM® TECHNOLOGY



Registered Design. Patent Pending 1101605.2.

Protected by a sturdy steel frame, which also enhances the pump's portability. Features 3" (75mm) diameter inlet and outlet ports and pumps up to 1000 litres of water per minute. The perfect solution when you need to move water quickly and efficiently. Supplied with an inlet filter which helps prevent unwanted debris from entering the pump. Includes 2 Year Warranty.

SPECIAL FEATURES :

- ✓ Inlet Filter Cast Iron Impeller
- ✓ Lightweight Aluminium Casing
- ✓ Robust & Durable Steel Frame



QUICK RELEASE
OUTPUT CHANGE

TECH SPEC :

Inlet & Output Diameter (Inlet Filter) : 75mm
Coupling : Evo-System Quick Release | Pump Lift : 28m
Suction Height : 8m | Flow Rate : 1000L/min
Max. Solids : 8mm | Weight : 10.7kg



IDEAL FOR CONSTRUCTION, AGRICULTURE, FLOODS, DISASTERS & EMERGENCY SERVICES

*Requires Evo-System® Engine (Sold Separately).



AGRICULTURE & FARMING



MOVING FLOOD WATER



DRAINS & FLOODS

NO TOOLS REQUIRED - SIMPLY PLUG IN & BE READY TO GO!



HOW IT WORKS

- Evolution's unique quick release coupling allows easy output connectivity and removal - it takes seconds! With no tools required, you can just simply plug in your Generator, Pressure Washer or Water Pump **AND BE READY TO GO IN SECONDS!**

GENERATOR OUTPUT (GEN2800)

WITH EVO-SYSTEM™ TECHNOLOGY



Registered Design: Patent Pending 1101605.2.

The GEN2800 is ideal for a huge range of industries including: Construction, Agriculture, Automotive / Motorsport, Mobile Catering, Equestrian, Special Events and more. Robust and sturdy steel frame provides essential protection in transportation & makes it easy-to-carry. With a simple flick of the switch you can choose between 110v and 230v. Also features Automatic Voltage Regulation, ensuring the voltage level is always consistent & accurate. Includes 2 Year Warranty.

SPECIAL FEATURES :

- ✓ Switchable Voltages
- ✓ Robust & Durable Steel Frame
- ✓ Automatic Voltage Regulation
- ✓ Thermal Cut-Outs



QUICK RELEASE
OUTPUT CHANGE

TECH SPEC :

Switchable Voltage : 110v (21A) / 230v (10.5A)
Power Rating (Continuous) 50Hz : 2.4kw / 3kVA
Coupling : Evo-System Quick Release | AC/DC : AC Output
Power Rating (Max) 50Hz : 2.8kw / 3.5kVA | Weight : 20.1kg



IDEAL FOR CONSTRUCTION, SITE WORK, AGRICULTURE, AUTOMOTIVE & MOBILE CATERING!

*Requires Evo-System™ Engine (Sold Separately).



IDEAL FOR SITE WORK



AGRICULTURE / FARMING



WHY CHOOSE THE **evo**SYSTEM®



- This unique system will cut your costs because you only need one engine - invest in the range and save over 50% when compared to other brands*.

** Research shows a saving of more than 50% when purchasing the entire Evo-System® range, in comparison to purchasing individual generators, pressure washers and water pumps.*



PRESSURE WASHER OUTPUT (PW3200)

WITH EVO-SYSTEM® TECHNOLOGY



Registered Design. Patent Pending 1101605.2.

Features premium quality brass pump, high-pressure performance (175 bar) and built-in detergent system for maximum cleaning capability. Supplied with hooks, which fit to the frame of the engine, for convenient storage of the lance. Includes professional lance with adjustable nozzle, which varies the spray for the required use.

SPECIAL FEATURES :

- ✓ Lance with Adjustable Nozzle & Hose
- ✓ Built-In Detergent System
- ✓ High Quality Brass Pump
- ✓ Robust & Durable Steel Frame



QUICK RELEASE
OUTPUT CHANGE

TECH SPEC :

Rated Pressure : 175bar (2500psi)
Max. Pressure : 220bar (3200psi) | 6m Reinforced Hose
Coupling : Evo-System Quick Release | Lance Included
Detergent System : 1L Detergent Bottle
Flow Rate : 8L/min | Weight : 7.2kg | Includes 2 Year Warranty.



IDEAL FOR VEHICLE VALETING, MOTORSPORT, COMMERCIAL CLEANING & DOMESTIC USE

*Requires Evo-System® Engine (Sold Separately).



VEHICLE VALETING



INDUSTRIAL CLEANING



TOOLS & MACHINERY

JOIN US

Search 'Evolution Power Tools' for trade review videos on:



evolutionpowertools



evolutionpowertools



evolutionpowertools



evolutiontools



evolution_tools



evolutionpowertools

**'Like' us for construction news, DIY projects, competitions,
tool reviews & tips from the community.**

Your Local Stockist:



CONTACT EVOLUTION

Call: 0114 251 1022

Email: enquiries@evolutionpowertools.com

Online: www.evolutionpowertools.com

Address: Venture One, Longacre Close,
Holbrook Ind. Estate, Sheffield, S20 3FR

SEE EVOLUTION TOOLS IN ACTION!

Scan the QR code with your smart phone.

